

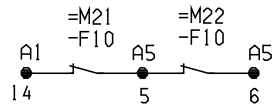
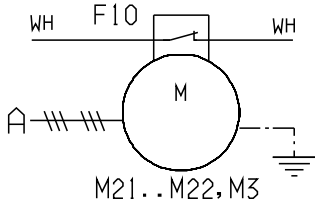
# DK Compressors 0.5 - 4 HP 3 ~ direct or Y Δ Start

recommended control circuit

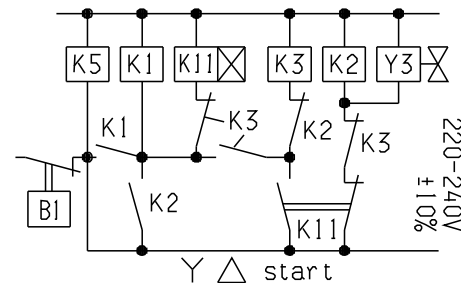
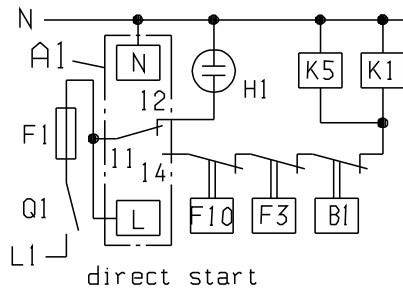
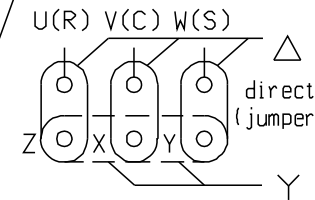
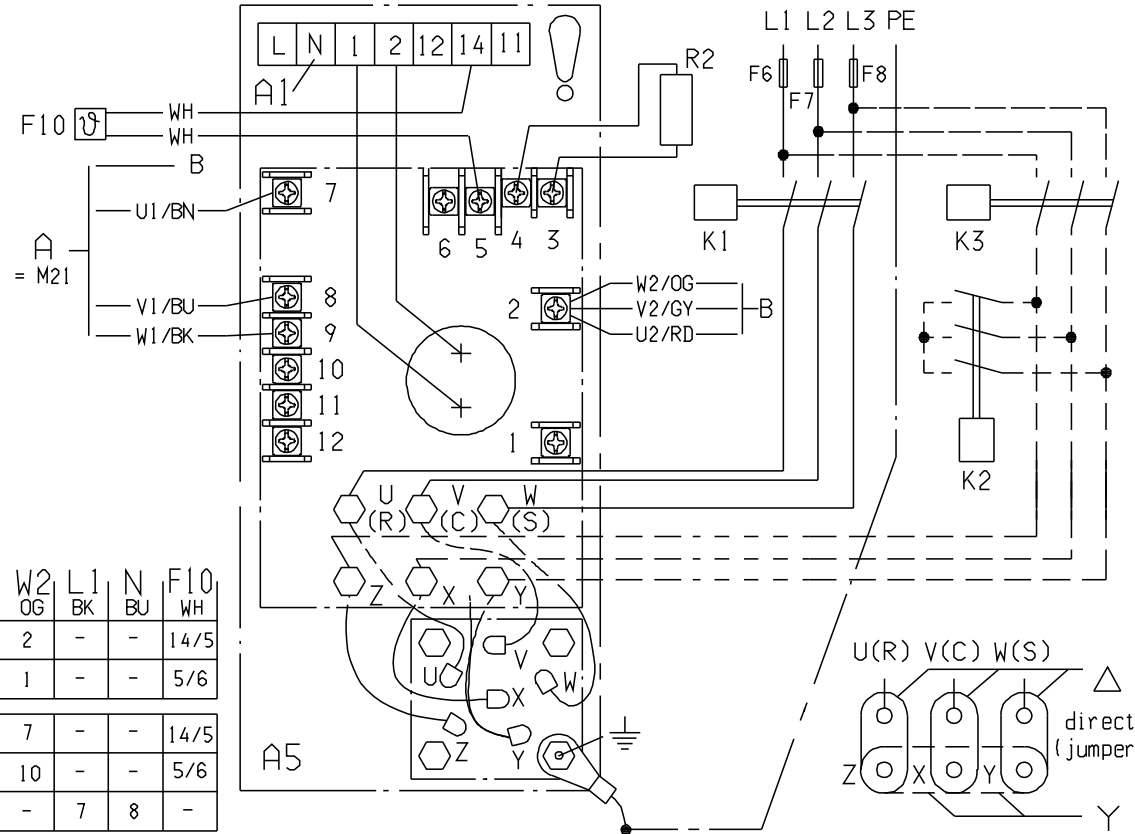
K2 and K3 only with Y Δ start

Fans  
thermoprotected (F10)  
Y 400V±15%/3~/50:60Hz  
500V±15%/3~/50Hz

Δ 230V±15%/3~/50:60Hz  
230V±15%/1~/50:60Hz



	A5	U1	V1	W1	U2	V2	W2	L1	N	F10
Y	M3, M21	7	8	9	2	2	2	-	-	14/5
	M22	10	11	12	1	1	1	-	-	5/6
Δ	M3, M21	7	8	9	8	9	7	-	-	14/5
	M22	10	11	12	11	12	10	-	-	5/6
1Ph	M3	-	-	-	-	-	-	7	8	-



Attention



Compressor equipped with protection by thermistors.  
Connect thermistors only at terminals 1+2 of modul A1.  
Do not apply mains voltage. See wiring diagram.  
Max. thermistor test voltage 3V.  
Cold resistance of thermistors ≤ 750 Ω